



Product Report Manufacturer: **Petersen Aluminum Corporation**

102 Northpoint Parkway
Building 106
Acworth, GA 30102
(800) 272-4482

Florida Product Approval # 23157 **Soffit Panels** **NON-HVHZ**

Compliant with Florida Building Code 2017 (6th ed.) FBC 2017 Sec. 1709.10, Sec. 1404.5, Sec. 1405.2,1405.11 Compliant with Florida Product Approval Rule # 61G20-3
Compliant Quality Assurance Program: UL LLC

FL 23157 Product: Flush Panel 22GA) 12" wide X 22GA Steel Soffit Panel

Attached to 16GA support member or equivalent substrate secured with fasteners through the long lap leg, and side lap stitch fasteners in vertical legs. FBC Sec. 1405.11.1 & .2 Corrosion Resistant, additional requirement of (4) fasteners if the area supported exceeds (4) square feet. Panels are 12" wide with 1" right angle vertical legs, configured with nesting capabilities.

Corrosion Resistant Compliant Fasteners #10 x 1" Pancake Head, galvanized or stainless, fastened at each support 16 GA Zeebar substrate or equivalent, #14 x 7/8" lap fastener at 24" o.c. No pressure equalization factors have been used in analysis and panel may be used as a wall panel. Applicable load tables are included from testing and Petersen Aluminum Corporation.

| MATERIAL: | .032" ALUM | | .040" ALUM | | 24GA STEEL | | 22GA STEEL | |
|--|------------|---------|------------|---------|------------|----------|------------|----------|
| PANEL SPANS: | 12" | 48" | 12" | 48" | 24" | 60" | 24" | 60" |
| ULTIMATE PSF LOAD/ 2.0 SAFETY FACTOR* | -84/-40 | -50/-25 | -290/-145 | -80/-40 | -165/-82.5 | -100/-50 | -210/-105 | -140/-70 |

Limitations and Conditions of Use:

8. Products herein this report are compliant with current Florida Building Code (FBC)2017 6TH ed.
9. Install in compliance with FBC 2017., Install per Manufacturer's installation reference.
10. Product compliant for State of Florida product approval per Rule 61G20-3. Compliance Method: 1-D
11. Engineering analysis for "project specific project approval" to determine appropriate wind safety factors; is allowed by other Florida licensed professionals.
12. Fire classification is not part of this acceptance. Shear diaphragm values are outside this report.
13. Support framing compliant w/FBC 2017 6th ed., Chapter 22 for Steel, Chapter 23 for Wood and Chapter 16 for Structural Loading.
14. This report does not imply warranty, installation, recommended product use outside of this report.

Test References:


Fenestration Testing Lab TST 1657 Test # 7660 ASTM 1592-05¹(2012)

EQUIVALENCY: ASTM E 1592-05, test standards are equivalent to ASTM E 1592-2012 test standards

Certificate of Independence:

Locke Bowden, P.E. does not have, not will acquire a financial interest in any company manufacturing or distributing products under this evaluation.

Locke Bowden, P.E. is not owned, operated, or controlled by any company, manufacturer, or distributing products under this report.





Quality Accuracy Assurance

Fenestration Testing Laboratory, Inc.

8148 N.W. 74th Avenue Medley, FL 33166 Phone: (305) 885-3328 Fax: (305) 885-3329 (888) 819-7877
 e-mail: clientservices@fenlab.com www.ftl-inc.com

Certificate Number TST1657
 Report Date: 4/17/2014
 Completion Date: 4/9/2014
 Expiration Date: 4/9/2024
 Lab Number: 7660
 Project Number: 13-4858

OFFICIAL TEST REPORT

Steel Flush Panel

12" wide by 22 gauge thick

| Purlin Span | | Loads (psf) | |
|-------------|-----------|-------------|------------|
| ft | in | Test | Allowed |
| 2.00 | 24 | 210 | 127 |
| 2.50 | 30 | | 120 |
| 3.00 | 36 | | 113 |
| 3.50 | 42 | | 106 |
| 4.00 | 48 | | 99 |
| 4.50 | 54 | | 92 |
| 5.00 | 60 | 140 | 85 |

Design Load Safety Factor of 1.65

NOTES:

1. Tested in accordance with ASTM E 1592-05 Air Bag testing, negative uplift.
2. Intermediate values based on linear interpolation from tested values.
3. Actual testing conducted at 2'-0" and 5'-0" spacing.

Steel Flush Panel

12" wide by 22 gauge thick

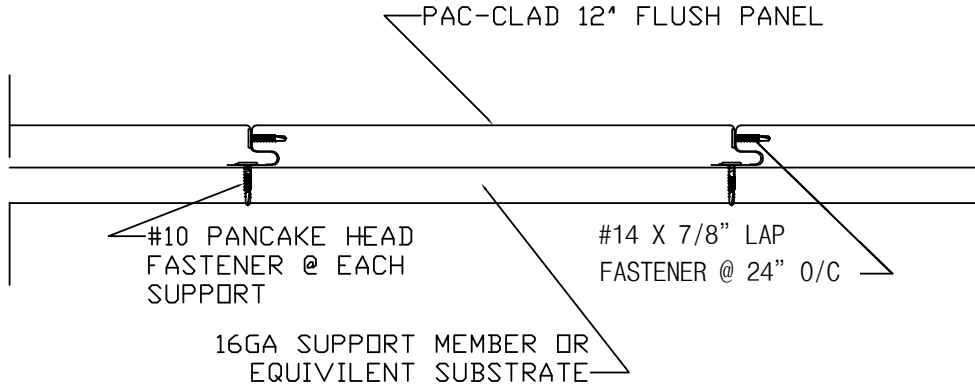
| Purlin Span | | Loads (psf) | |
|-------------|-----------|-------------|------------|
| ft | in | Test | Allowed |
| 2.00 | 24 | 210 | 105 |
| 2.50 | 30 | | 99 |
| 3.00 | 36 | | 93 |
| 3.50 | 42 | | 88 |
| 4.00 | 48 | | 82 |
| 4.50 | 54 | | 76 |
| 5.00 | 60 | 140 | 70 |

Design Load Safety Factor of 2.0

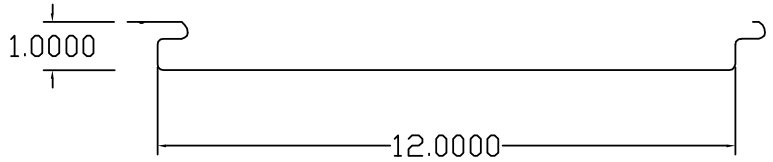
NOTES:

4. Tested in accordance with ASTM E 1592-05 Air Bag testing, negative uplift.
5. Intermediate values based on linear interpolation from tested values.
6. Actual testing conducted at 2'-0" and 5'-0" spacing.


PAC-CLAD FLUSH PANEL r.05/14



ATTACHMENT DETAIL



DIMENSIONS



ISOMETRIC VIEW

*optional pencil ribs available